


# Plumisma

(1986)

For piccolo solo

## General Instructions







Everything sounds an octave higher.  
Circled numbers mean the following:

- ① The bending is very legato, doing a glissando upwards from the G#, without a break.
- ② The bending should end on an abrupt staccato.
- ③  Played with a lot of pressure from the diaphragm.
- ④ On the B natural (where the \* is placed), the flutist should kiss the embouchure, producing a high and resonant sound with some B intonation.
- ⑤ Same note position but pronouncing the letter "F".
- ⑥ Only frulatti.
- ⑦ The gesture of inhaling air should be exaggerated.
- ⑧ As in ①
- ⑨ With the "F" sound the air is inhaled through the flute.
- ⑩ Only frulatti.

### Other indications:

(k) means the "K" sound produced by the throat to enhance the attack.


The U signs mean the inclination of the piccolo in relation to the mouth of the player.

 and  mean between  and  and between  and  respectively.

 "Bending" in the direction that it shows.

 frulatti.

"Whistle", a very soft harmonic that sounds like a quiet whistle.

 "s" sound only, with frulatti, no pitch.



*Lafipublishers, Ltd.*

Latin American Frontiers International Publishers, Ltd.

[www.lafipublishers.com](http://www.lafipublishers.com)

1940 South Broadway, Unit 157

Minot, ND 58701